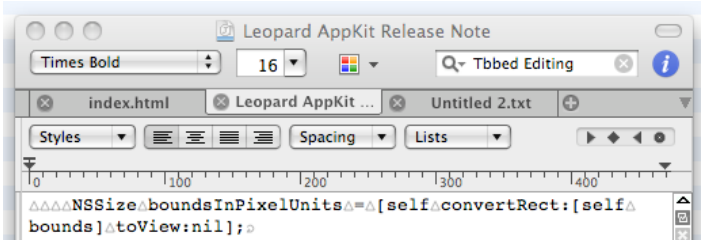
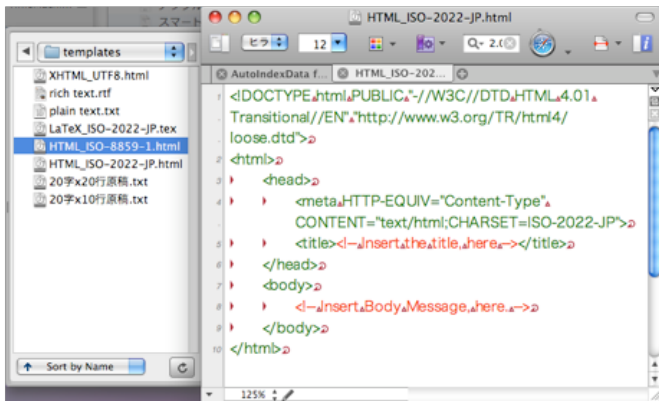
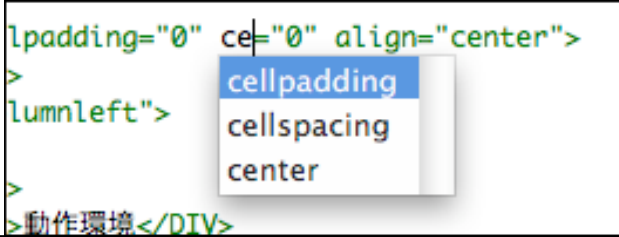
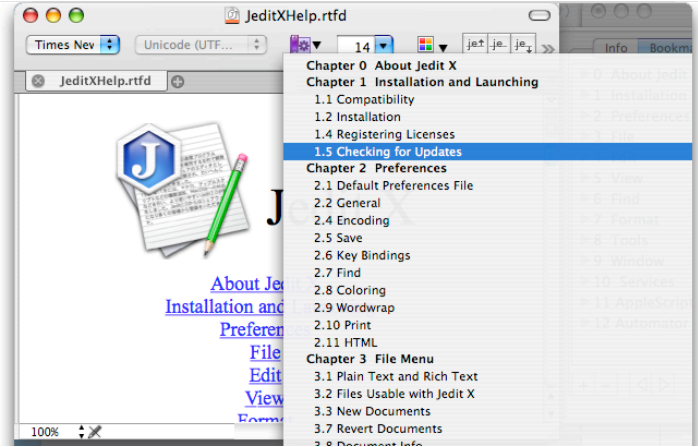
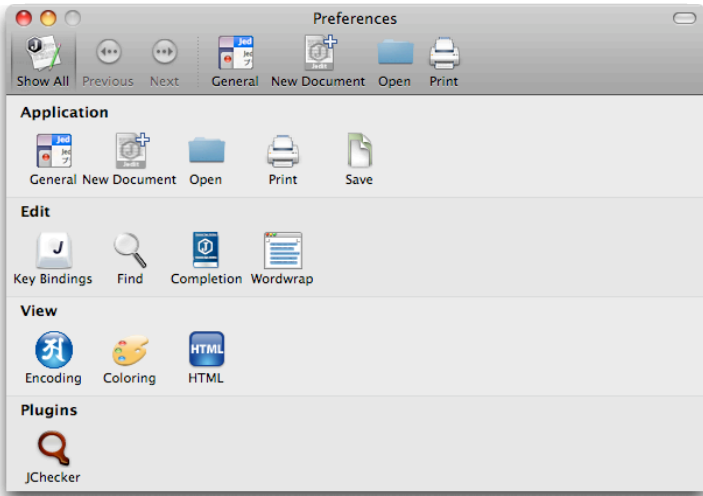


	Jedit X Rev.2 New Features	10.4 Tiger	10.5 Leopard
Window	Tabbed Window You can edit multiple documents in one window. Rich fuctions, such as tab drag&dropping, moving tab to winidow, are supported for tabbed editing. 	☉	☉
	File Drawer File Drawer is a super convenient file browser attached to the document window that supports the file system outline view, the file item sort, display filters, history menu, context menu and so on. 	☉	☉
	Toolbar Item “Invisibles” You can show/hide invisible characters or control charcters from the tool bar.	☉	☉
	Improved Line number Display You can now select the line number width from the menu “Show Line Numbers.” The mark “***” will be displayed when the line number overflows.	☉	☉
	Compatible with Spaces The windows, such as Preference panel, Find panel, About box, Find Result window, are full compatibe with Mac OS 10.5 Spaces so that any unintentional screen changes might not occur.	×	☉

	Jedit X Rev.2 New Features	10.4 Tiger	10.5 Leopard
Loading & Saving	None-contiguous Layouting You can open up multi-mega bytes files in one tick. One of the biggest shortcomings of Cocoa (NSTextView) editors was removed.	×	⊙
	Text Encoding Preview At the encoding selection dialog, you can preview the result of your encoding selection whether garbled characters appear or not.	⊙	⊙
	Extended File Attributes Supports loading and saving of the text encoding extended file attributes which enable the error-free text encoding detection.	×	⊙
	OpenDocument Text Documents Supports loading and saving.	×	⊙
	Word 2007 Documents Supports loading and saving.	×	⊙
	Preferences Open You can assign various settings for file opening, such as the modes for the tabbed windows.	⊙	⊙
	Auto Document Saving Supports an option to save the document automatically when the document was deselected. This option is useful when closing a window that has many tabs.	⊙	⊙

	Jedit X Rev.2 New Features	10.4 Tiger	10.5 Leopard
Editing	AutoComplete Predicts a word or phrase that you want to type in without actually typing it in completely. Supports 3 types of dictionaries, the default English dictionary, a customizable dictionary for general documents and code completion dictionaries for programming languages. 	☉	☉
	Box Paste When pasting box copy data, a dialog will appear that asks whether you want to execute normal pasting or box pasting.	×	☉
	Smart Quote Substitution ASCII quotation marks and apostrophes are automatically replaced with more typographically accurate symbols. " " " " → " "	×	☉
	Smart URL Link When strings representing URLs are typed in, they are automatically made into links to those URLs.	×	☉
	Smart Separation between English and Japanese A space will be automatically inserted between English and Japanese words.	×	☉
	Line Cursor Added the line cursor mode at the Preferences > General > View > Insertion Pointer Shape. The line on which the caret locates is underlined.	☉	☉
	Space Insertion Option for Tab Space characters will be automatically inserted instead of a tab code when typing a tab key,	☉	☉

	Jedit X Rev.2 New Features	10.4 Tiger	10.5 Leopard
Editing (continued)	<p>Smart Index Popup Menu</p> <p>The index lists ,such as function list or the chapter/section list, are displayed at the Smart Index popup menu in the toolbar. The extraction rules that generates the indexes are defined with regular expressions.</p> 	☉	☉
	<p>Improved Auto Scrolling</p> <p>When the cursor reached at the upper/lower edge of the window, one line scrolls automatically instead of scrolling a half page.</p>	☉	☉
	<p>Improved Japanese Input Display</p> <p>The underline of the unfixed string is displayed with the same color of the foreground characters so that the underline can be seen easily when the background was dark color.</p>	×	☉
	<p>English Grammar Check</p> <p>Supports English Grammar checking in addition to the spell checking,</p>	×	☉

	Jedit X Rev.2 New Features	10.4 Tiger	10.5 Leopard
Find	Find Indicator Support a yellow lozenge-style indication of find results so that you can find the result easily. The indicators will automatically disappear after a certain period of time	×	⊙
	Paragraph Number Paragraph Numbers are also shown in the find results window. The numbers will be automatically updated when the document was edited.	⊙	⊙
	Replace in Find Results window For the complicated replace that can't be expressed with regular expressions, find target strings at first and then choose the targets manually and replace them in the find results window.	⊙	⊙
	Wrap Around Sound A tape rewind sound calls your attention that the result was found by wrapping around the documents.	⊙	⊙
	Find Option Sharing In addition to the search strings, three find options, case sensitivity, substring matching and regular expression options, will be also shared with other applications.	×	⊙
Others	New Preferences Panel Introduced a new preferences panel like the System Preferences. The item icons were also re-designed. 	⊙	⊙